






662816 Sizzix® ScoreBoards™ XL Die - Wrapped Journal by Eileen Hull®



1. Die-cut the Wrapped Journal out of mat board.



2. Fold on all the score lines.



3. From the back, insert elastic cord into the binder holes at the top and bottom of the journal.



4. Tie the elastic cord in a knot, and insert journal pages beneath the cord. There are more elaborate lacing options should you choose to be more creative.



5. A loop of elastic cord may be used to hold the journal closed.