






661957 Sizzix® Bigz™ Pro Die - Box, Cat/Elephant/Owl/Penguin by Lindsey Serata



1. Die-cut out of desired material.



2. To create the box, fold all sections inward. Adhere the two side tabs to the center flap of the hexagonal base. Adhere the long flap of the body to its corresponding edge.



3. Slots are provided in the body and base so that a ribbon can be used as a closure. Embellish as desired.