






662360 Sizzix® ScoreBoards™ XL Die - Book & Pages, Trinket Box & Frame by Eileen Hull®



1. Die-cut out of desired material, and apply adhesive as shown.




2. Adhere the spine to the front and back pieces of the book cover.



3. Adhere the two box pieces together, and fold the long tabs inward. Apply adhesive to the tabs, and adhere the box bottom inside the box.



4. Apply extra adhesive to the bottom of the box.



5. Adhere the back of the book cover to the bottom of the box.



6. Embellish as desired.