






## 661842 Sizzix® Framelits™ Die Set - Butterfly Fold-its by Stephanie Barnard®



1. Precut cardstock to either twice the width or twice the height of the die.



2. Fold the cardstock in half, and lay it on the Cutting Pad.



3. To make a card that folds on the top, place the top edge of the Butterfly die slightly past the folded edge of the cardstock.

Note: The Standard and Extended Magnetic Platforms are great for holding dies in place for this type of folding technique.



4. To make a card that folds on the side, place the side edge of the Butterfly die slightly past the folded edge of the cardstock.



5. Embellish as desired.